

# NATIONAL

LIFT TRUCK



*"One Source Serving the Industrial Market Place"*



## Products & Services



# FORKLIFTS: Sit-Down Riders

## CUSHION TIRE: LP & GAS POWERED

Capacity (lbs)	Lowered Mast Height (Range)	Maximum Lift Height (Range)	Overall Width (Range)	Overall Length (Range)	Overall Height (Range)
3,000	71" to 83"	152" to 187"	34" to 36"	81" to 85"	81" to 85"
4,000 - 5,000	77" to 85"	169" to 192"	41" to 43"	93" to 96"	79" to 83"
5,000 QUAD	84" to 92"	240" to 260"	47" to 52"	88" to 91"	84" to 92"
6,000	84" to 88"	189" to 193"	41" to 43"	88" to 93"	84" to 88"
6,000 QUAD	84" to 107"	240" to 312"	48" to 51"	98" to 99"	84" to 107"
8,000	83" to 100"	125" to 218"	49" to 51"	97" to 100"	87" to 100"
8,000 QUAD	77" to 95"	216" to 276"	49" to 51"	97" to 100"	87" to 96"
10,000	71" to 100"	144" to 216"	54" to 57"	98" to 108"	84" to 101"
10,000 QUAD	96" to 99"	266" to 273"	56" to 59"	107" to 108"	99" to 100"
12,000	83" to 100"	111" to 209"	52" to 56"	104" to 112"	89" to 100"
12,000 QUAD	112"	315"	58"	110"	112"
15,000	76" to 113"	99" to 238"	51" to 60"	105" to 125"	88" to 113"



## SPECIALTY MATERIAL HANDLING PRODUCTS: CUSHION TIRE - LP, GAS & DIESEL POWERED

Capacity (lbs)	Lowered Mast Height (Range)	Maximum Lift Height * (Range)	Overall Width (Range)	Overall Length (Range)	Overall Height (Range)
20,000	92" to 108"	92" to 129"	62" to 64"	141" to 148"	96" to 107"
25,000-35,000	92"	95"	60"	136" to 163"	95"
30,000	95" to 107"	84" to 108"	63" to 67"	141" to 148"	95" to 108"
33,000	95"	163"	71"	157"	95"
50,000	111"	108"	89"	181"	111"
40,000-60,000	100"	107"	72"	152" to 199"	107"
60,000-80,000	108"	119"	84"	188" to 236"	119"
75 Ton	n/a	26'	90"	15'2" to 20'-2"	118"

\* Machinery booms may increase lift height on some models up to 312"

*All specifications and weights may vary depending on make and optional equipment. Consult National Lift Truck for exact capacities, weights and dimensions.*



# FORKLIFTS: Sit-Down Riders

## PNEUMATIC TIRE: LP, GAS & DIESEL

Capacity (lbs)	Lowered Mast Height (Range)	Maximum Lift Height (Range)	Overall Width (Range)	Overall Length (Range)	Overall Height (Range)
3,000	77" to 85"	130" to 197"	40" to 44"	86" to 87"	79" to 85"
4,000 - 5,000	76" to 96"	130" to 215"	44" to 48"	92" to 103"	84" to 96"
5,000 QUAD	83"	240"	44"	96"	85"
6,000	83" to 92"	130" to 197"	45" to 50"	106" to 112"	85" to 92"
8,000	83" to 117"	121" to 187"	54" to 66"	116" to 124"	85" to 117"
10,000	91" to 96"	185" to 214"	58" to 66"	124" to 136"	91" to 96"
12,000-15,000	98" to 127"	144" to 217"	83" to 101"	144" to 180"	98" to 127"
25,000	132"	147"	102"	191"	132"
30,000	131" to 144"	149" to 180"	90"	180"	131" to 144"
36,000	144"	147"	104"	202"	144"



## CUSHION TIRE: ELECTRIC

Capacity (lbs)	Lowered Mast Height (Range)	Maximum Lift Height (Range)	Overall Width (Range)	Overall Length (Approx)	Voltage (Range)
3,000	72" to 92"	170" to 192"	40" to 44"	67"	24/36/48
4,000	77" to 93"	170" to 189"	40"	70"	36/48
4,000 QUAD	77" to 83"	170" to 240"	40"	70"	36/48
5,000	83" to 92"	188" to 197"	42"	70"	36/48
5,000 QUAD	83" to 92"	240" to 264"	42"	70"	36/48
6,000	83" to 97"	188" to 197"	45"	77"	36/48
6,000 QUAD	83" to 91"	240" to 264"	45"	77"	36/48
8,000	88" to 97"	164" to 188"	50"	88"	36/48
10,000	88" to 107"	164" to 210"	54"	92"	36/48
12,000	88" to 107"	135" to 188"	54"	92"	36/48

*All specifications and weights may vary depending on make and optional equipment. Consult National Lift Truck for exact capacities, weights and dimensions.*

# MATERIAL HANDLING PRODUCTS



## REACH TRUCKS ▪ ORDER PICKERS WALKIE STACKERS ▪ PALLET TRUCKS

TYPE	Capacity (lbs)	Maximum Lift Height (Range)	Overall Width (Range)	Overall Length (Range)	Overall Height (Range)
Reach	2,000 - 3,000	180" to 234"	40" to 42"	76"	83" to 107"
Reach	4,000 - 4,500	192" to 270"	42" to 46"	83"	88" to 127"
Double Reach	3,000	209"	42"	77"	103"
Double Reach	4,000	234"	44"	80"	107"
Order Picker	3,000	180" to 270"	42" to 48"	74"	83" to 119"
End Control	4,000	188" to 240"	40"	72"	83" to 87"
Manual Pallet	5,500	8"	21" to 27"	36" to 72"	n/a
Electric Pallet	4,000	9"	32" to 39"	90" to 92"	n/a
Electric Pallet	6,000	9"	36" to 38"	90" to 92"	n/a
Rider Pallet	6,000	9"	38" to 39"	90" to 96"	n/a
Walkie Stacker	2,000	106" to 189"	35" to 39"	65" to 70"	71" to 83"
Walkie Stacker	3,000	153" to 189"	37" to 38"	70" to 72"	71" to 83"
Walkie Stacker	4,000	130" to 193"	36" to 39"	72" to 88"	71" to 83"
Walkie Straddle Stacker	2,000	90" to 130"	32" to 50"	65" to 82"	72" to 92"
<b>Electric Tugger 500 lb. Draw Bar Pull</b>					

*All specifications and weights may vary depending on make and optional equipment. Consult National Lift Truck for exact capacities, weights and dimensions.*



# SPECIALTY ITEMS

## INDUSTRIAL CRANES

Type	Capacity on Outriggers	Pick & Carry Capacity	Height	Width	Sheave Height	Horizontal Reach
8½ ton	18,000 lbs	Up to 11,700 lbs	7'3"	6'6"	Up to 46"	Up to 40'
15 ton	30,000 lbs	Up to 17,000 lbs	7' 11½"	8'	Up to 73"	Up to 66'

## ATTACHMENTS FOR RENT

Forks	Most sizes - 42" to 96"
Fork Extensions	From 60" to 96"
Barrel Clamps	Various
Box Clamps	42" to 54" tall; 42" to 54" deep
Slip Sheets	Push/Pull
Machinery Booms	Capacities from 10,000 to 80,000 lbs
Pivoting Jibs	Capacities from 4,000 to 6,000 lbs
Fork Rotators	Capacities to 6,000 lbs
Rug Poles	Carriage mount from 9 ft - 12 ft
Paper Roll Clamps	45" - 92" openings



## MATERIAL LIFTS

Size	Stowed Height	Overall Width (Range)	Straddle Width (Range)	Overall Length (Range)	Maximum Lift	Capacity (lbs)
20 ft	79 in.	32" to 58"	n/a	29" to 82"	234"	800
25 ft	79 in.	32" to 58"	n/a	31" to 82"	292"	650



## PERSONNEL CARRIERS

Type	Number of Wheels	Capacity	Width (Range)	Length (Range)	Power Source
Scooter	3	1 man	29" to 31"	79" to 82"	Gas or Electric
Flatbed	4	2400 lbs	40" to 44"	50" to 56"	Gas or Electric



## INDUSTRIAL SCRUBBERS & SWEEPERS

Scrubbers	Scrub Path Width	Sweepers	Sweep Path Width
Walk Behind	17" to 36"	Walk Behind	24" to 34"
Rider	26" to 50"	Rider	30" to 66"





# AERIAL WORK PLATFORMS

## ELECTRIC SCISSOR LIFTS: SLAB & NARROW

Models	Platform Height	Working Height	Capacity (Range) lbs	Overall Width (Range)	Deck Extension
12 ft.	12'	18'	500	30"	No
15 ft.	15'	21'	500	29" to 32"	Yes
19 ft.	19'	25'	500	30" to 32"	Yes
20 ft.	20'	26'	750 - 1000	32" to 48"	Yes
26 ft.	26'	32'	500 - 1000	30" to 68"	Yes
32 ft.	32'	38'	700-1000	46" to 68"	Yes
33 ft.	33'	39'	1000	69"	Yes
40 ft.	40'	46'	800	69"	Yes

## PERSONNEL LIFTS: PUSH-AROUND, ONE MAN

Model	Platform Height	Capacity (lbs)	Lowered Height	Length x Width	Outrigger Footprint
19 ft.	19' 4"	350	78"	34" X 54"	n/a
25 ft.	25' 2"	350	78"	29" x 49"	62" x 53"
30 ft.	29' 10"	300	78"	29" x 52"	68" x 61"
34 ft.	34'	350	79"	29" x 75"	72" x 66"




## STOCK PICKERS: DRIVEABLE, ONE MAN LIFTS

Model	Platform Height	Capacity (lbs)	Stowed Height	Length x Width	Power Source
10 ft.	10'	350	56"	29.5" x 60"	24V DC
15 ft.	15' 3"	500	78"	29.5" x 53.5"	24V DC
20 ft.	19' 5"	400	78"	29.5" x 53.5"	24V DC



*All specifications and weights may vary depending on make and optional equipment. Consult National Lift Truck for exact capacities, weights and dimensions.*



## ENGINE POWERED SCISSOR LIFTS: ROUGH TERRAIN & SLAB

# AERIAL WORK PLATFORMS

Models	Platform Height	Working Height	Capacity (Range) lbs	Overall Width (Range)	Deck Extension	Drive	Power Source
26 ft.	26'	32'	1250	58" to 68"	No	4WD	Dual Fuel
27 ft.	27'	33'	1250 - 1500	58" to 65"	Yes	4WD	Dual Fuel
31 ft.	31'	37'	2000	70"	Yes	4WD	Dual Fuel
33 ft.	33'	39'	1500 - 2250	58" to 86"	***	4WD	Dual Fuel
41 ft.	41'	47'	1500	70"	Yes	4WD	Dual Fuel
50 ft.	50'	56'	2000	74"	Yes	4WD	Dual Fuel

\*\*\* available on some models

## ARTICULATING BOOM LIFTS

Models	Platform Height	Capacity (lbs)	Platform Size (Range)		Overall Width (Range)	Horizontal Reach (Range)	Drive	Power Source
			Width	Length				
33 ft.	33'	500	30"	48"	4' 0"	21' 4"	2WD	Electric
40 ft.	40'	500	26" to 30"	48" to 66"	4' 11" to 5' 10"	20' 6" to 27' 7"	2 or 4WD	Gas, LP, Electric, Diesel
45 ft.	45'	500	30"	60" to 72"	5' 9" to 6' 6"	23' 9" to 24' 6"	2 or 4WD	Gas, LP
46 ft.	46'	500	30"	69"	5' 9" to 7' 11"	24' 6" to 32' 6"	2 or 4WD	Gas, LP

## TELESCOPIC BOOM LIFTS

Model	Platform Height	Capacity (Range) lbs	Platform Size (Range)		Overall Width (Range)	Drive	Power Source
			Width	Length			
40 ft.	40'	500	30"	72"	7' 6"	4x4	Gas/LP
50 ft.	50'	500	30"	72"	8'	4x4	Diesel
60 ft.	60'	500 - 1000	30" to 39"	96"	7' 11" to 8'	4x4	Diesel, Gas, LP, Dual Fuel
80 ft.	80'	500 - 600	30" to 39"	92" to 96"	8'	4x4	Gas/LP

All specifications and weights may vary depending on make and optional equipment. Consult National Lift Truck for exact capacities, weights and dimensions.





# ROUGH TERRAIN FORKLIFTS

## R/T FORKLIFTS: STRAIGHT MAST

Capacity (lbs)	Lift Heights (Range)	Capacity @ Full Lift	Overall Height (Range)	Overall Width	Drive
5,000	249" to 252"	1500/5000 lbs	95"	75"	2WD
6,000	144" to 252"	2000 lbs	91" / 155"	75"	2 or 4WD
8,000	169" to 199"	2000 lbs	82" / 160"	86"	2 or 4WD
10,000	252"	4300 lbs	100"	86"	2 or 4WD
12,000	192" to 264"	4800 lbs	100" / 170"	86"	2 or 4WD

## R/T FORKLIFTS: SHOOTING BOOM, TELEHANDLERS

Rated Capacity (lbs)	Maximum Lift Height (Range)	Capacity @ Max. Lift Height	Maximum Reach	Capacity @ Max. Reach
5,500	18' 10" to 28'	1800 - 2600 lbs	11' 3" to 15'	1700 - 1800 lbs
6,000	13' to 44'	3500 - 6000 lbs	7' 10" to 27'	1800 - 2750 lbs
8,000	41' 11" to 44'	6000 lbs	26' 7" to 27'	1800 - 2000 lbs
10,000	48' to 53' 2"	4000 lbs	26'* to 39**	1400 - 2000 lbs* 3000 lbs**

\* Outriggers up \*\* Outriggers down



## R/T FORKLIFTS: TRUCK MOUNTED

Capacity (lbs)	Lift Height to:	Overall Height	Overall Width	Drive
5000	154"	96"	100"	3WD
4500	102"	120"	100"	2WD
5000	120"	93"	98"	3WD



All specifications and weights may vary depending on make and optional equipment. Consult National Lift Truck for exact capacities, weights and dimensions.



## TRANSPORTATION & STORAGE

### NATIONWIDE & INTERNATIONAL TRUCKING


**National Specialized Hauling** provides service on over-dimensional, standard full load and less than truckload (LTL), hauling to 48 states, Canada and Mexico.

### LOCAL CARTAGE - LEGAL & OVER-DIMENSIONAL TRUCKING

Whether it's high, wide or heavy, National Specialized has the equipment to handle just about any size load. Not sure what you need? Our dispatchers are experts in the field and will be happy to assess your special job and tell you how we can accommodate your hauling requirements.

### TRUCKING EQUIPMENT FOR ALL YOUR TRANSPORTATION NEEDS

- Removable Gooseneck Lowboys
- Rollback Tiltbeds
- Trailking Hydraulic Beavertail Dropdecks
- Landoll Hydraulic Slide-Axle Tilt Stepdecks
- Stretch Lowboys
- Logistic Van Trailers w/D-Rings in floor for chaining



- Standard Dropdecks
- Standard Flatbeds
- Van Trailers

### INDOOR HEATED & OUTDOOR SECURED STORAGE SPACE

We can supply over 125,000 square feet of heated storage for long term or short-term usage. Trailer loading and unloading are also provided with storage service and "load transfers only" can be arranged. National Specialized also offers a secure, gated outdoor storage yard for long term or short-term storage. With a wide variety of heavy-duty material handling equipment, over-dimensional loading and unloading is not a problem.



### LOGISTICS EXPERTS

Need equipment delivered to job sites in a certain order at a specific time? Ship your equipment and materials to our warehouse and we'll store them until you need them. We'll act as a staging area for your project materials and equipment. Our transportation professionals are experts when it comes to details and logistics. They'll work with you on a delivery schedule and ship what you need - when you need it.



# SAFETY TRAINING PROGRAMS

## OPERATOR SAFETY TRAINING

- Industrial Forklifts
- Aerial Work Platforms
- Rough Terrain Forklifts

Programs are designed to instruct operators in the safe and proper use of their equipment. Instruction includes classroom training, hands-on operation and all training materials. All documentation, including certificates of completion and wallet cards are provided for students who successfully complete the course. Length of class: 3 - 4 hours.



## “TRAIN THE TRAINER” PROGRAMS

- Aerial Work Platforms: Booms, Scissors, Personnel Lifts
- Forklifts: Powered Industrial Lift Trucks
- Rough Terrain Forklifts: Straight Mast & Shooting Boom Type



Programs are designed for safety directors, training managers, risk management personnel or company-designated person responsible for operator safety training. The course includes classroom instruction covering a wide range of required topics and safety-related information, as well as hands-on operation of the equipment. Participants receive a Trainer's manual, handouts, resource information for applicable industry standards and OSHA regulations. Trainers receive a CD-ROM with the complete PowerPoint training program and printable files. Certificates of completion and wallet cards are provided to successful trainees. Class length: 6 hours

## REFRESHER TRAINING COURSES

Refresher training is available for operators who have been previously trained and need to renew their wallet cards. Classroom portion reviews basic safety fundamentals and practical operation completes the renewal process. New wallet cards are provided upon successful completion. Refresher training lasts approximately 2 hours.



*Since 1999, thousands of operators and trainers have successfully completed our safety training programs.*



# NATIONAL BATTERY, INC.

## YOUR SOURCE FOR ENERGY

If your company uses battery-powered equipment, we can provide a wide variety of industrial batteries, chargers, accessories and replacement parts. Old or poorly maintained batteries can keep your equipment from running – costing you time and money. With our large inventory of products and fast, dependable service, National Battery is your source for energy.

## INDUSTRIAL BATTERIES

Voltage	A/H Rating (Range)
24 Volt	280 - 1200 A/H
36 Volt	425 - 1600 A/H
48 Volt	340 - 1400 A/H




## NEW & USED CHARGERS

Voltage	A/H Rating (Range)	Phase
24 Volt	280 - 1000 A/H	1 or 3
36 Volt	425 - 1600 A/H	1 or 3
48 Volt	340 - 1400 A/H	1 or 3

## BATTERY & CHARGING ACCESSORIES

- Watering Kits
- Regulators
- Roller Stands
- Battery Beams
- Transfer Carts
- Replacement Parts



## SERVICES

- Battery Fleet Inspections
- Scheduled Maintenance & Battery Cleaning Programs
- Complete In-shop Evaluation & Reconditioning Services
- Environmental Disposal Services
- Radio-dispatched Service Technicians
- Parts & Service for All Makes & Models
- Sell & Rent Reconditioned Batteries & Chargers
-



## BEGINNINGS

Over 50 years ago, founder William Perry DuBose left the family farm in Arkansas to work in Illinois. He found he could make money repairing and servicing a variety of material handling equipment. His plan was to work for 10 years, make enough money to provide some financial security for his young family and return home to Arkansas. In 1956, he started a company and moved into a small shop in Franklin Park, Illinois. The name of that company was National Lift Truck, Inc.

## TODAY

National Lift Truck continues to provide quality service and products to customers. What had been a small service company has grown into a multi-faceted enterprise. National Lift Truck expanded into rentals, parts and service, safety training, trucking, rent-to-sell, battery sales and service, and more recently, warehousing and storage.

Today, we employ over 100 employees at our Chicagoland locations. Our rental inventory accounts for approximately 2,000 pieces of equipment. With a company-owned fleet of 24 trucks and specialized transportation equipment, we can haul and deliver our own equipment, or fulfill the transportation needs of our customers. Our fleet of fully equipped service vans and radio-dispatched technicians are ready to respond quickly to your call for repair or maintenance work. Combined space of our facilities in the Chicago area totals 227,000 square feet and we're exploring several options for further expansion in the future.

## TOMORROW

While our company has grown and seen many changes, there's one thing that has never changed: a strong commitment to provide our customers with quality service and products. As a family-owned company, we look to future generations to carry on the family business with the philosophy the company was founded on so many years ago.

### NATIONAL LIFT TRUCK, INC.

3333 Mt Prospect Rd • Franklin Park IL 60131 • Phone: 630.782.1000 • Fax: 630.782.1014  
921 W 171<sup>st</sup> St • East Hazel Crest IL 60429 • Phone: 708.782.1000 • Fax: 708.249.2905

[WWW.NLT.COM](http://WWW.NLT.COM)

